ALBERTSON WATER DISTRICT NEWS

Volume 10, Number 1 • Spring 2019

MEETING THE CHALLENGE OF 1,4 DIOXANE

It's been in the news constantly in recent weeks. Discussions about 1,4 dioxane have often contained speculation or misleading information, and we want to set the record straight so that all Albertson WD residents have a clear picture.

The good news is that the water you receive from the Albertson Water District water complies with all existing federal and New York State drinking water standards.

It's important to know that Long Island's single source aquifer contains some of the finest water in the world, but in the past, the aquifer has been taken for granted, or worse, taken advantage of.

Lawsuit Against Polluters

Your Albertson Water District is pledged to provide the cleanest, safest water to all customers, free of toxic contaminants to the extent feasible, and in compliance with all federal and New York State regulations. That's why when issues involving the synthetic chemical 1,4 dioxane arose, AWD's vigilance and strict adherence to regulations prompted the AWD to join with other local water districts in a lawsuit against the manufacturers of 1,4 dioxane. The lawsuit cites defective design, failure to warn about dangers, and negligence, among other things.

We believe that Albertson residents and ratepayers should not have to pay for 1,4 dioxane treatment and remediation when they did not cause the problem in the first place. The manufacturers named in the lawsuit should be held responsible, and that is the reason the Albertson Water District joined with other water suppliers to bring suit against them.

What is 1,4 dioxane?

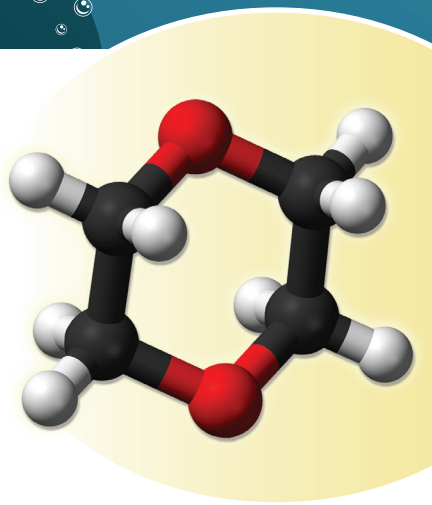

1,4-dioxane is a synthetic man made chemical used as a solvent and a chlorinated solvent stabilizer for industrial chemicals, predominantly 1,1,1-trichloroethane (TCA), from the 1950s to the 1990s. Apart from its use as a stabilizer, it is found in a variety of applications, from inks to adhesives and in everyday household products such as cosmetics, deodorants, detergents and shampoos.

Pervasiveness:

Like other Long Island water suppliers, the Albertson Water District pumps groundwater for our drinking water supply. It is important to note that 1,4- dioxane is considered an issue for water supply systems because its presence is so pervasive. Whether from routine spills or disposal straight to the soil, it could migrate to the groundwater and persist for many years.

Continued on page 9

CONSERVATION:

THE IRONY OF EARTH'S GREATEST NATURAL RESOURCE

We live on the Water Planet where roughly 70% of Earth's surface is covered by water, yet only 2.5% of it is fresh, and only 1% of our freshwater is readily accessible. The amount of freshwater has remained relatively constant over time, but needs to be stretched to meet Earth's population explosion of the 20th and 21st centuries. The further irony is that on Long Island, which is blessed with a wonderful and sensitive aquifer system, virtually 75% of our total water consumption is used to feed our lawns in summer months.

The Albertson Water District's policy is that conserving water for today's use and for ensuring long term sustainability of our single source aquifer are vitally important to all our customers. We recently conducted an analysis of water users to better understand how much water the average household uses and how it is used. By continually offering suggestions, consumers may be able to conserve water throughout the year, and particularly during the summer months when water usage spikes.

So look for helpful hints in our newsletters and on our website. Let's all work together to conserve Earth's greatest natural resource.

FACTS:
On the average the AWD pumps about 1.2 million gallons daily during the winter months and as much as 5 million gallons daily during the peak summer months.

DON'T SET IT AND FORGET IT!


Commissioner Ken Vey

"Nassau County's odd/even lawn watering ordinance is a mandate that regulates and reduces water consumption during peak pumping season, which is May through September. It is not optional," Commissioner Ken Vey stated. "Also, the New York State Department of Environmental Conservation has mandated a 15% reduction in water usage for the District during the peak pumping season. With these restrictions in mind, we strongly urge homeowners with irrigation systems to install a smart irrigation controller. For residents with standard irrigation timers, please don't 'set it and forget it', as this practice can waste thousands of gallons. Landscaping water needs vary, so please adjust standard irrigation timers throughout the season."

The 'irrigation season' is at hand, and home irrigation is the single largest user of water for residential customers.

P.O. BOX 335, ALBERTSON, NY 11507

D&B Engineers and Architects, P.C.
330 Crossways Park Drive
Woodbury, NY 11797

INFORMATION FOR NON-ENGLISH SPEAKING RESIDENTS

Spanish
Este informe contiene información muy importante sobre su agua beber. Tradúzcalo ó hable con alguien que lo entienda bien.

ALBERTSON WATER DISTRICT

Annual Drinking Water Quality Report For 2018

PUBLIC WATER SUPPLY ID # 2902815

INTRODUCTION

To comply with State regulations, the Albertson Water District annually issues a report describing the quality of your drinking water. The purpose of this report is to raise your understanding of drinking water and awareness of the need to protect our drinking water sources. This report provides an overview of last year's water quality. Included are details about where your water comes from, what it contains, and how it compares to State standards.

Last year, we conducted tests for over 100 contaminants. However, we failed to collect and analyze 1 microbiological sample from an approved site in the distribution system during December 2018, as required by the Nassau County Department of Health. A microbiological sample from this site was taken on January 7, 2019. Further information regarding this monitoring violation can be found in the section below entitled **IS OUR WATER SYSTEM MEETING OTHER RULES THAT GOVERN OPERATIONS?**

If you have any questions about this report or concerning your drinking water, please contact Rudolph Henriksen, Superintendent of the Albertson Water District, at (516) 621-3610, the EPA Safe Drinking Water Hotline (1-800-426-4791), or the Nassau County Department of Health at (516) 227-9692. We want our valued customers to be informed about your drinking water. If you want to learn more, please visit the EPA's website at http://www.epa.gov/safewater/, the Department of Health's website at http://www.health.state.ny.us/, or attend any of our regularly scheduled board meetings. The meetings are held on the first and third Tuesday of each month at 4 p.m. All meetings are at the District Office unless otherwise announced.

WHERE DOES OUR WATER COME FROM?

In general, the sources of drinking water (both tap water and bottled water) include rivers, lakes, streams, ponds, reservoirs, springs, and wells. As water travels over the surface of the land or through the ground, it dissolves naturally occurring minerals and, in some cases, radioactive material, and can pick up substances resulting from the presence of animals or from human activities. Contaminants that may be present in source water include: microbial contaminants; inorganic contaminants; pesticides and herbicides; organic chemical contaminants; and radioactive contaminants. In order to ensure that tap water is safe to drink, the State and the EPA prescribe regulations which limit the amount of certain contaminants in water provided by public water systems. The State Health Department's and the FDA's regulations establish limits for contaminants in bottled water which must provide the same protection for the public health.

One hundred percent of the water distributed to the District's consumers is pumped from wells drilled into the Magothy aquifer that underlies northwest Nassau County. The water levels in this aquifer dropped in the drought period of the mid-1960s and have risen in response to generally favorable precipitation that has occurred between 1970 and 2018. Available well supply from the aquifer has not diminished.

The Albertson Water District includes five wells located on three separate well fields located at Shepherd Lane, Hollow Court, and Stratford Drive South. The District maintains interconnections with the neighboring water supplies of the Village of Williston Park, the Village of East Williston, and the water districts of Garden City Park, Roslyn, and Manhasset-Lakeville. The District is 100% metered and has an active cross connection control program in compliance with the State sanitary code. During 2018, our system did not experience any restriction of our water source.

All water pumped to the distribution system in 2018 was treated to remove volatile organic chemicals using packed tower aeration (air stripping towers). The process is completely natural, using air delivered through the packing media in the tower past the cascading water to remove the volatiles from the water. The treated water discharges from the tower to a clear well where it is pumped to the distribution system. In addition to packed tower aeration, source water for the district is treated with sodium hydroxide to increase pH and reduce corrosivity. Disinfection is required by the Nassau County Department of Health. The District disinfects its water supply by feeding small amounts of liquid chlorine into the distribution system at each pumping station.

The Nassau County Department of Health completed a Source Water Assessment Program for the Albertson Water District. Possible and actual threats to this drinking water source were evaluated. The source water assessment includes a susceptibility rating based on the risk posed by each potential source of contamination and how rapidly contaminants can move through the subsurface to the wells. The susceptibility of a water supply well to contamination is dependent upon both the presence of potential sources of contamination within the well's contributing area and the likelihood that the contaminant can travel through the environment to reach the well. The susceptibility rating is an estimate of the potential for contamination of the source water; it does not mean that the water delivered to consumers is, or will become, contaminated. See the section **"ARE THERE CONTAMINANTS IN OUR DRINKING WATER?"** for a list of the contaminants that have been detected. The source water assessments provide resource managers with additional information for protecting source waters into the future.

Drinking water is derived from five wells in the Albertson Water District. The source water assessment has rated most of the wells as having a very high susceptibility to industrial solvents and a high susceptibility to nitrates. The very high susceptibility to industrial solvents is due primarily to point sources of contamination related to transportation routes and commercial/industrial activities in the assessment area. The high susceptibility to nitrate contamination is attributable to high-density residential land use practices in the assessment area, such as fertilizing of lawns.

A copy of the assessment, including a map of the assessment area, can be obtained by contacting the Nassau County Department of Health.

FACTS AND FIGURES

Our water system serves approximately 13,500 residents through 4,056 service connections. The total amount of water pumped from the ground in 2018 was 693,498,000 gallons. Through metered sales, 605,386,000 gallons were delivered to the consumers of the Albertson Water District. This leaves an unaccounted-for total of 88,112,000 gallons (12.7% of the total amount produced). This water was used in firefighting, sewer cleaning, hydrant flushing to alleviate turbid water conditions, water main breaks, service leaks, and theft of service. In 2018, the annual water charge for the average consumer was $322.26.

ARE THERE CONTAMINANTS IN OUR DRINKING WATER?

As State regulations require, we routinely test your drinking water for numerous contaminants. These contaminants include: total Coliform, Escherichia Coliform, turbidity, inorganic compounds, nitrate, nitrite, lead and copper, organic compounds, total trihalomethanes, haloacetic acids, and radiological compounds. The table presented below, Table 1, depicts which compounds were detected in your drinking water.

A supplement to this report showing laboratory results of all samples (treated and untreated) is available upon request. Contact Rudolph Henriksen, Superintendent, at the Albertson Water District Office, (516) 621-3610, or at P.O. Box 335, Albertson, NY 11507.

Contamination of the groundwater from Albertson Water District has been detected in samples from some wells. All groundwater pumped to the distribution system from the operating Water District wells complies with New York State Department of Health Standards for public drinking water supplies. It should be noted that all drinking water, including bottled water, may reasonably be expected to contain at least small amounts of some contaminants. The presence of contaminants does not necessarily indicate that the water poses a health risk. More information about contaminants and potential health effects can be obtained by calling the EPA's Safe Drinking Water Hotline (1-800-426-4791) or the Nassau County Department of Health at (516) 227-9692.

Table 1 shows the detected results of our monitoring for the period of January 1 to December 31, 2018.

2018 Annual Drinking Water Quality Report: **TABLE 1**

Contaminant	Violation Yes/No	Date of Sample(s)	Level Detected Avg/Max (Range) (1)	Unit Measurement	MCLG OR MRDLG	Regulatory Limit (TT, MCL or MRDL)	Likely Source of Contamination
Inorganic Contaminants							
Barium	No	1/16/18	0.016 (0.0026 - 0.016)	mg/L	2	MCL - 2	Discharge of drilling wastes; Discharge from metal refineries; Erosion of natural deposits
Cadmium	No	8/8/18	0.3 (ND - 0.3)	µg/L	5	MCL - 5	Corrosion of galvanized pipes; Erosion of natural deposits
Calcium	No	1/31/18	15.1 (2.771 - 15.1)	mg/L	n/a	n/a	Naturally occurring
Chloride	No	1/16/18	53.1 (6.26 - 53.1)	mg/L	n/a	MCL - 250	Naturally occurring or indicative of road salt contamination
Copper	No	1/11/18	0.0058 (0.002 - 0.0058)	mg/L	n/a	AL - 1.3	Corrosion of household plumbing systems; Erosion of natural deposits
Iron	No	1/11/18	55 (ND - 55)	µg/L	n/a	MCL - 300	Naturally occurring
Magnesium	No	1/30/18	8.4 (1.344 - 8.4)	mg/L	n/a	n/a	Naturally occurring
Nickel	No	1/23/18	0.00092 (ND - 0.00092)	mg/L	n/a	n/a	Naturally occurring
Sodium	No	1/16/18	26.9 (4.358 - 26.9)	mg/L	n/a	20 / 270 (2)	Naturally occurring; Road salt; Water softeners; Animal waste
Sulfate	No	1/30/18	30.6 (1.81 - 30.6)	mg/L	n/a	MCL - 250	Naturally occurring
Zinc	No	1/30/18	0.022 (ND - 0.022)	mg/L	n/a	MCL - 5	Naturally occurring
Inorganic Contaminants (Nitrates)							
Nitrate	No	1/31/18	3.6 (2.01 - 3.6)	mg/L	10	MCL - 10	Runoff from fertilizer use; Leaching from septic tanks, sewage; Erosion of natural deposits
Nitrate-Nitrite	No	1/31/18	3.6 (ND - 3.6)	mg/L	10	MCL - 10	Runoff from fertilizer use; Leaching from septic tanks, sewage; Erosion of natural deposits
Physical Characteristics							
Calcium Hardness	No	1/31/18	37.7 (6.918 - 37.7)	mg/L	n/a	n/a	Naturally occurring
Color	No	1/11/18	5 (ND - 5)	units	n/a	MCL - 15	Large quantities of organic chemicals; presence of copper, iron, and manganese
Corrosivity	No	1/11/18	-1.82 [-3.28 - (-1.82)]	units	n/a	n/a	Naturally occurring
Langelier Saturation Index	No	8/8/18	-4.8	LSI	n/a	n/a	Naturally occurring
pH	No	7/9/18	8.2 (6.9 - 8.2)	units	n/a	n/a	Naturally occurring
Total Alkalinity	No	1/16/18	23.1 (7.5 - 23.1)	mg/L	n/a	n/a	Naturally occurring
Total Dissolved Solids	No	1/16/18	152 (78 - 152)	mg/L	n/a	n/a	Naturally occurring
Total Hardness	No	1/30/18	71.5 (12.45 - 71.5)	mg/L	n/a	n/a	Naturally occurring

Disinfectant							
Chlorine Residual	No	8/27/18	0.71 (0 - 1.2)	mg/L	n/a	MRDL - 4 (3)	Water additive used to control microbes
Other Principal Organic Contaminants							
Dieldrin	No	3/19/18	0.046 (ND - 0.072)	µg/L	n/a	MCL - 5	By-product of the pesticide aldrin; pesticide used in agriculture for soil and seed treatment
Methylene Chloride	No	1/8/18	0.31 (ND - 0.71)	µg/L	n/a	MCL - 5	Used as a solvent in paint strippers and a propellant in aerosols
Volatile Organic Contaminants							
Bromoform	No	7/9/18	0.43 (ND - 0.61)	µg/L	n/a	MCL - 80	By-product of drinking water chlorination needed to kill harmful organisms
Dibromochloromethane	No	7/9/18	0.56 (ND - 0.87)	µg/L	n/a	MCL - 80	By-product of drinking water chlorination needed to kill harmful organisms
Tetrachloroethene	No	11/7/18	1.57 (ND - 2.1)	µg/L	n/a	MCL - 5	Discharge from factories and dry cleaners; Waste sites; Spills
Radioactive Contaminants							
Gross Alpha Activity	No	10/13/17	3.08 (0.177 - 3.08)	pCi/L	0	MCL - 15	Erosion of natural deposits
Gross Beta Activity	No	10/13/17	2.84 (0.851 - 2.84)	pCi/L	0	50 (4)	Decay of natural deposits and man-made emissions
Combined Radium 226/228	No	10/13/17	2.17 (0 - 2.17)	pCi/L	0	MCL - 5	Erosion of natural deposits
Uranium	No	10/13/17	3.08 (0.0885 - 3.08)	µg/L	0	MCL - 30	Erosion of natural deposits
Unregulated Contaminant Monitoring Rule 3 Contaminants (5)							
Chlorate	No	2/25/15	200 (32 - 200)	µg/L	n/a	n/a	By-product of drinking water disinfection needed to kill harmful organisms
Chromium	No	6/19/15	0.87 (ND - 0.87)	µg/L	100	MCL - 100	Naturally occurring; Industrial discharge from plating industry
Chromium, Hexavalent	No	2/24/15	0.55 (0.19 - 0.55)	µg/L	n/a	n/a	Naturally occurring; Industrial discharge from plating industry
1,4-Dioxane	No	10/13/17	0.44 (ND - 0.44)	µg/L	n/a	35 (6)	Released into the environment through its use as a solvent and in textile processing, printing processes, and detergent preparations
Strontium	No	6/19/15	91.2 (29.1 - 91.2)	µg/L	n/a	4000 (6)	Naturally occurring
1,1-Dichloroethane	No	6/19/15	1.1 (ND - 1.1)	µg/L	n/a	MCL - 5	Released into the environment as fugitive emissions and in wastewater during production and use as a chemical intermediate solvent; degreasing agent.
Chlorodifluoromethane	No	6/19/15	0.092 (ND - 0.092)	µg/L	n/a	MCL - 5	Used as a refrigerant
Contaminant	**Violation Yes/No**	**Date of Sample**	**90th Percentile and Range**	**Unit Measurement**	**MCLG**	**Regulatory Limit (AL)**	**Likely Source of Contamination**
Lead and Copper Contaminants							
Copper	No	9/8/16	0.5 (ND - 0.29) (7)	mg/L	1.3	AL - 1.3	Corrosion of household plumbing systems; Erosion of natural deposits
Lead	No	9/6/16	2.8 (ND - 9.4) (8)	µg/L	0	AL - 15	Corrosion of household plumbing systems; Erosion of natural deposits
Contaminant	**Violation Yes/No**	**Date of Sample**	**Highest LRAA Detected and Range (9)**	**Unit Measurement**	**MCLG**	**Regulatory Limit (MCL)**	**Likely Source of Contamination**
Disinfection By-Products, Stage II Sampling							
Total Trihalomethanes	No	10/18/18	2.56 (ND - 7.25)	µg/L	n/a	MCL - 80	By-product of drinking water chlorination needed to kill harmful organisms

Notes:

(1) When compliance with the MCL is determined more frequently than annually, the data reported is the maximum value or the highest average of any of the sampling points used to determine compliance and the range of detected values.
(2) Water containing more than 20 mg/L of sodium should not be used for drinking by people on severely-restricted sodium diets. Water containing more than 270 mg/L of sodium should not be used for drinking by people on moderately-restricted sodium diets.
(3) The value represents the Maximum Residual Disinfectant Level (MRDL). MRDLs are not currently regulated, but, in the future, they will be enforceable in the same manner as MCLs.
(4) The State considers 50 pCi/L to be the level of concern for beta particles.
(5) The Unregulated Contaminant Monitoring Rule 3 (UCMR3) is a US EPA water quality sampling program which monitors unregulated but emerging contaminants in drinking water. The results of the sampling will determine if such contaminants will need to be regulated in the future.
(6) The levels represent health advisories for 1,4-dioxane and strontium as UCMR3 contaminants. A health advisory is an estimate of acceptable drinking water levels for a chemical substance based on health effects information; a health advisory is not legally enforceable Federal standard, but serves as technical guidance to assist Federal, State, and local officials, and is non-regulatory.
(7) The level represents the 90th percentile of the 30 sites tested and the range of values. A percentile is a value on a scale of 100 that indicates the percent of a distribution that is equal to or below it. The 90th percentile is equal to or greater than 90% of the copper values detected at your water system. In this case, thirty samples were collected at your water system and the 90th percentile value was the twenty-seventh highest value (0.5 mg/L). The action level for copper was not exceeded at any of the sites tested.
(8) The level represents the 90th percentile of the 30 sites tested and the range of values. The action level for lead was not exceeded at any of the sites tested.
(9) The level presented represents the highest locational running annual average (LRAA) calculated from data collected and the range of values.

Definitions:

MCLG: Maximum Contaminant Level Goal, the level of a contaminant in drinking water below which there is no known or expected risk to health. MCLGs allow for a margin of safety.
MCL: Maximum Contaminant Level, the highest level of a contaminant that is allowed in drinking water. MCLs are set as close to the MCLG as possible.
MRDLG: Maximum Residual Disinfectant Level Goal; The level of a drinking water disinfectant below which there is no known or expected risk to health. MRDLGs do not reflect the benefits of the use of disinfectants to control microbial contamination.
MRDL: Maximum Residual Disinfectant Level; The highest level of a disinfectant allowed in drinking water. There is convincing evidence that addition of a disinfectant is necessary for control of microbial contaminants.
AL: Action Level; The concentration of a contaminant which, if exceeded, triggers treatment or other requirements which a water system must follow.
ND: Non-Detects, laboratory analysis indicates that the constituent is not present.
LSI: Langelier Saturation Index; a measure of the saturation of water which determines the corrosion potential.
mg/L: Milligrams per Liter; Corresponds to one part of liquid in one million parts of liquid (parts per million - ppm).
ug/L: Micrograms per Liter; Corresponds to one part of liquid in one billion parts of liquid (parts per billion - ppb).
pCi/L: picoCuries per Liter; A measure of the radioactivity in water.
n/a: not applicable; i.e., no value is assigned by regulatory authorities.
LRAA: Locational Running Annual Average; compliance is determined on a system-wide basis and the highest locational running annual average is reported along with the range of results.

Not included in the table are the more than 100 other contaminants which were tested for and not detected in the wells and distribution system. These undetected contaminants are listed herein:

Organics: 1,1,1,2-tetrachloroethane, 1,1,1-trichloroethane, 1,1,2,2-tetrachloroethane, 1,1,2-trichloroethane, 1,1,2-trichlorotrifluoroethane, 1,1-dichloroethene, 1,1-dichloropropene, 1,2,3-trichlorobenzene, 1,2,3-trichloropropane, 1,2,4-trichlorobenzene, 1,2,4-trimethylbenzene, 1,2-dichlorobenzene, 1,2-dichloroethane, 1,2-dichloropropane, 1,3,5-trimethylbenzene, 1,3-dichlorobenzene, 1,3-dichloropropane, 1,4-dichlorobenzene, 2,2-dichloropropane, 2/4-chlorotoluene, benzene, bromobenzene, bromochloromethane, bromodichloromethane, bromomethane, carbon tetrachloride, chlorobenzene, chloroethane, chloroform, chloromethane, dibromomethane, dichlorodifluoromethane, ethylbenzene, hexachloro-1,3-butadiene, isopropylbenzene, methyl tert-butyl ether, styrene, toluene, trichloroethene, trichlorofluoromethane, vinyl chloride, cis-1,2-dichloroethene, cis-1,3-dichloropropene, m,p-xylene, n-butylbenzene, n-propylbenzene, o-xylene, p-isopropyltoluene, sec-butylbenzene, tert-butylbenzene, perchlorate, 1,2-dibromo-3-chloropropane, 1,2-dibromoethane, alachlor, aldrin, chlordane, endrin, heptachlor, heptachlor epoxide, hexachlorobenzene, hexachlorocyclopentadiene, methoxychlor, PCB screen, toxaphene, gamma-BHC (lindane), 2,4,5-TP (Silvex), 2,4-D, dalapon, dicamba, dinoseb, pentachlorophenol, picloram, atrazine, benzo(a)pyrene, butachlor, metolachlor, metribuzin, propachlor, simazine, bis(2-ethylhexyl)adipate, bis(2-ethylhexyl) phthalate, 3-hydroxycarbofuran, aldicarb, aldicarb sulfone, aldicarb sulfoxide, carbaryl, carbofuran, methomyl, oxamyl, glyphosate, endothall, and diquat.

Disinfection By-Products [Trihalomethanes (THMs) and Haloacetic Acids (HAA5s)]: chloroform, bromodichloromethane, bromoacetic acid, chloroacetic acid, dibromoacetic acid, dichloroacetic acid, total haloacetic acids, and trichloroacetic acid.

Inorganics and Physical Characteristics: antimony, arsenic, beryllium, fluoride, iron, manganese, mercury, selenium, silver, thallium, free cyanide, MBAS, ammonia nitrogen (as N), nitrite (as N), and odor.

Microbiological: Turbidity.

The State allows us to test for some contaminants less than once per year because the concentrations of these contaminants do not change frequently. Some of our data, though representative, are more than a year old.

Sampling for radiological contaminants is done in accordance with Nassau County Department of Health standards. The sampling results presented in this report are from the most recent radiological sampling that was done in 2017 for Wells 1, 2, 3A, 4, and 5. Raw water samples were collected and analyzed for gross alpha and beta activities and radium 226 and radium 228.

The maximum contaminant level for gross alpha activity in water is 15 pCi/L. The highest sampling result for gross alpha is 3.08 pCi/L. The level of concern for gross beta activity in water is 50 pCi/L. The highest sampling result for gross beta is 2.84 pCi/L. The maximum contaminant level for combined radium 226/228 in water is 5 pCi/L. The highest sampling result for combined radium 226/228 is 2.594 pCi/L.

Sampling for lead and copper contaminants is done every 3 years in accordance with Nassau County Department of Health standards. The sampling results presented in this report are from the most recent lead and copper sampling that was done in 2016. Samples were collected from the distribution system at thirty sites and analyzed for lead and copper. Lead is measured in micrograms per Liter (ug/L). The Action Level (AL) for lead is 15 ug/L. The AL for lead was not exceeded at any of the sites tested. Copper is measured in milligrams per Liter (mg/L). The AL for copper is 1.3 mg/L and the MCLG for copper is 1.3 mg/L. The AL for copper was not exceeded at any of the sites tested.

The levels of lead and copper presented in Table 1 indicate the 90th percentile of those contaminants at the 30 sites tested. A percentile is a value on a scale of 100 that indicates the percent of a distribution that is equal to or below it. The 90th percentile is equal to or greater than 90% of the lead and copper values detected at your water system. Thirty samples were collected from your water system and the 90th percentile values for lead and copper were the twenty-seventh highest values for those contaminants. The 90th percentile for lead as shown in Table 1 is 2.8 ug/L and the 90th percentile for copper as shown in Table 1 is 0.05 mg/L.

The District is required to take samples for trihalomethanes and haloacetic acids from specific locations in the distribution system under the Stage II Disinfection By-Products Rule. This sampling program was initiated during the quarter beginning October 1, 2013 and continued throughout 2018. Contaminants detected under this sampling program are listed in Table 1 and the associated laboratory results are included in the Supplement.

The highest level of a contaminant that is allowed in drinking water is known as the Maximum Contaminant Level (MCL). The level of a contaminant below which there is no known or expected risk to health is known as the Maximum Contaminant Level Goal (MCLG). MCLGs allow for a margin of safety.

The highest level of a disinfectant allowed in drinking water is known as the Maximum Residual Disinfectant Level (MRDL). There is convincing evidence that addition of a disinfectant is necessary for control of microbial contaminants. The level of a drinking water disinfectant below which there is no known or expected risk to health is known as the Maximum Residual Disinfectant Level Goal (MRDLG). MRDLGs do not reflect the benefits of the use of disinfectants to control microbial contamination.

The concentration of a contaminant that, if exceeded, triggers treatment or other requirements that a water system must follow is known as the Action Level (AL).

WHAT DOES THIS INFORMATION MEAN?

As you can see by Table 1, our system had no MCL or Action Level violations. We learned through our testing that some contaminants have been detected; however, these contaminants were detected below New York State requirements.

We are required to present the following information on lead in drinking water:

> **If present, elevated levels of lead can cause serious health problems, especially for pregnant women and young children. Lead in drinking water is primarily from materials and components associated with service lines and home plumbing. The Albertson Water District is responsible for providing high quality drinking water, but cannot control the variety of materials used in plumbing components. When your water has been sitting for several hours, you can minimize the potential for lead exposure by flushing your tap for 30 seconds to 2 minutes before using water for drinking or cooking. If you are concerned about lead in your water, you may wish to have your water tested. Information on lead in drinking water, testing methods, and steps you can take to minimize exposure is available from the Safe Drinking Water Hotline or at www.epa.gov/safewater/lead.**

DO I NEED TO TAKE SPECIAL PRECAUTIONS?

Some people may be more vulnerable to disease-causing microorganisms or pathogens in drinking water than the general population. Immuno-compromised persons such as persons with cancer undergoing chemotherapy, persons who have undergone organ transplants, people with HIV/AIDS or other immune system disorders, some elderly, and infants can be particularly at risk from infections. These people should seek advice from their health care provider about their drinking water. EPA/CDC guidelines on appropriate means to lessen the risk of infection by Cryptosporidium, Giardia, and other microbial pathogens are available from the Safe Drinking Water Hotline (1-800-426-4791).

IS OUR WATER SYSTEM MEETING OTHER RULES THAT GOVERN OPERATIONS?

We are required to monitor your drinking water for specific contaminants on a regular basis. Results of regular monitoring are an indicator of whether or not your drinking water meets health standards. We failed to collect and analyze 1 microbiological sample from an approved site in the distribution system during December 2018, as required by the Nassau County Department of Health. Details of this monitoring violation and the steps taken to address the issue are presented in the Monitoring Violation Notice below.

MONITORING VIOLATION NOTICE

ALBERTSON WATER DISTRICT
P.O. Box 335, Albertson, NY 11507
Public Water Supply ID No. 2902815

IMPORTANT INFORMATION ABOUT YOUR DRINKING WATER

Monitoring Requirements Not Met for Albertson Water District

Our water system violated drinking water standards over the past year. Even though these were not emergencies, as our customers, you have a right to know what happened and what we did to correct the situations.

We are required to monitor your drinking water for specific contaminants on a regular basis. Results of regular monitoring are an indicator of whether or not our drinking water meets health standards. During the month of December 2018, we did not monitor or test for Total Coliform and Escherichia Coliform at an approved site in the distribution system and, therefore, cannot be sure of the quality of our drinking water during that time.

WHAT SHOULD I DO?

There is nothing you need to do at this time.

The table to the right lists the contaminants we did not properly test for during the month of December 2018 at one site in the distribution system, how often we are supposed to sample for these contaminants, how many samples we are supposed to take, how many samples we took, when the sample should have been taken and the time period when the follow-up sample was taken.

During the routine microbiological sampling of the distribution system in December 2018, one approved site was not sampled. The site was sampled as scheduled on January 7, 2019.

Contaminants	Required Sampling Frequency	Number of Samples Taken	When Sample Should Have Been Taken	When Sample Was Taken
Total Coliform and Escherichia Coliform[1]	15 samples from approved distribution sites	14	December 2018	January 7, 2019

What is being done?

To avoid the reoccurrence of missed monitoring samples, a system of checks and balances has been instituted and, to comply with State monitoring requirements, the Albertson Water District took the required sample for Total Coliform and Escherichia Coliform on January 7, 2019, as described in the last column of the table above.

For more information, please contact the Albertson Water District at (516) 621-3610 or P.O. Box 335, Albertson, NY 11507, or the Nassau County Department of Health at (516) 227-9692.

Please share this information with all the other people who drink this water, especially those who may not have received this notice directly (for example, people in apartments, nursing homes, schools, and businesses). You can do this by posting this notice in a public place or distributing copies by hand or mail.

This notice is being sent to you by the Albertson Water District.
State Water System ID#: 2902815
Date Distributed: March 2019

[1]Microbiological contaminants, such as Total Coliform and Escherichia Coliform (E. Coli), are tested by collecting and analyzing samples from approved sites throughout the distribution system. Coliforms are bacteria that are naturally present in the environment and are used as an indicator that other potentially harmful waterborne pathogens may be present or that a potential pathway exists through which contamination may enter the drinking water distribution system. E. Coli are bacteria whose presence indicates that the water may be contaminated with human or animal wastes. Microbes in these wastes can cause short-term effects, such as diarrhea, cramps, nausea, headaches, or other symptoms. They may pose a special risk for infants, young children, and people with severely-compromised immune systems.

INFORMATION ON UNREGULATED CONTAMINANTS

Unregulated contaminants are those for which the EPA has not established drinking water standards. The Albertson Water District has monitored for additional contaminants under the EPA's Unregulated Contaminant Monitoring Rule 3 (UCMR3). The information collected under the UCMR3 will help the EPA determine future drinking water regulations. The results of the monitoring program are listed in Table 1 and are available within the Supplement. If you have further questions regarding this monitoring program, please contact Rudolph Henriksen, Superintendent of the Albertson Water District, at (516) 621-3610.

WHY SAVE WATER AND HOW TO AVOID WASTING IT?

Water is a vital resource. The Albertson Water District encourages water conservation. Although our system has an adequate amount of water to meet present and future demands, there are a number of reasons why it is important to conserve water:

- Saving water saves energy and some of the costs associated with both of these necessities of life;
- Saving water reduces the cost of energy required to pump water and the need to construct costly new wells, pumping systems, and water towers;
- Saving water lessens the strain on the water system during a dry spell or drought, helping to avoid severe water use restrictions so that essential firefighting needs are met.

You can play a role in conserving water by becoming conscious of the amount of water your household is using, and by looking for ways to use less whenever you can. It is not hard to conserve water. Conservation tips include:

- Automatic dishwashers use 15 gallons for every cycle, regardless of how many dishes are loaded. So get a run for your money and load it to capacity.
- Turn off the tap when brushing your teeth.
- Check every faucet in your home for leaks. Just a slow drip can waste 15 to 20 gallons a day. Fix it and you can save almost 6,000 gallons per year.
- Check your toilets for leaks by putting a few drops of food coloring in the tank and watch for a few minutes to see if the color shows up in the bowl. It is not uncommon to lose up to 100 gallons a day from one of these otherwise invisible toilet leaks. Fix it and you save more than 30,000 gallons a year.
- Use your water meter to detect hidden leaks. Simply turn off all taps and water-using appliances and then check the meter after 15 minutes. If it moved, you have a leak.
- Water your lawn in the early morning to reduce water loss by evaporation.

The total billed consumption for 2018 was $1,306,803.11. As referenced earlier, the annual water charge for the average consumer was $322.26. Reducing water use by 20% will result in a savings of approximately $64.45 per year for the average consumer.

SYSTEM IMPROVEMENTS

In 2018, system improvements included the rehabilitation of Well 2 and the Shepherd Lane booster station. Projects planned for 2019 include the rehabilitation of Well 4.

In our continuing efforts to maintain a safe and dependable water supply, it may be necessary to make improvements in your water system. The costs of these improvements may be reflected in the rate structure. Rate adjustments may be necessary in order to address these improvements.

CLOSING

Thank you for allowing us to continue to provide your family with clean, quality drinking water this year. The Albertson Water District works hard to provide top quality water to every customer. We ask that all our customers help us protect our water resources, which are the heart of our community. Please call our office if you have any questions.

Infrastructure Update

Commissioner Richard Ockovic

Given the never-ending wear and tear on water delivery systems, the District is busy with preventive maintenance all year round, as evidenced by our ongoing water meter replacement program now entering its final stage. Colder months see a lot of preventive maintenance planning and action due to lower water demand, and this winter of 2018-2019 was busier than usual. One of the most significant projects on the agenda is the replacement of the pump at Well 4, along with replacement of a high service booster pump.

"Well pumps have an average service life of five to seven years depending on usage", Commissioner Richard Ockovic stated. "The maintenance process includes removal, inspection, refurbishment as required and replacement if required. The contract was bid, proposals were received and after thorough review, the District's engineers, D&B Engineers and Architects, P.C. (Woodbury, NY) recommended awarding the contract to A.C. Schultes, low bidder for the project. No bond was necessary for this refurbishment."

Work is scheduled to start in the fall when cooler weather lowers water demands.

MEETING THE CHALLENGE OF **1,4 DIOXANE**

Continued from page 1

The Nature of the Lawsuit Against Chemical Manufacturers:

There are several very important facts to keep in mind:

The single most important goal of the lawsuit against the manufacturers of 1,4 dioxane is to ensure that the parties responsible for the presence of 1,4-dioxane in the District's water pay the costs of removing it, rather than Albertson Water District customers and ratepayers.

To reiterate, the water you receive from the Albertson Water District water complies with all existing federal and New York State drinking water standards.

What About Home Water Treatment Devices And Bottled Water?

Regulations for 1,4-Dioxane in bottled water (which are enforced by the FDA) have not been developed. Bottled water manufacturers may have specific information on 1,4-Dioxane levels for their products. At present there are no NSF or UL certified home water treatment devices available for the removal of 1,4-Dioxane.

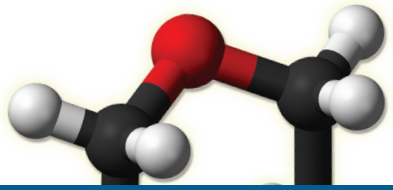

Where Can I Find More Information About 1,4-Dioxane?

- US EPA Technical Fact Sheet 1,4-Dioxane. https://www.epa.gov/sites/production/files/2014-03/documents/ffrro_factsheet_contaminant_14-dioxane_january2014_final.pdf
- US EPA Integrated Risk Information System (IRIS). https://www.epa.gov/iris/subst/0326.htm
- US EPA TSCA Work Plan Chemical Problem Formulation and Initial Assessment. 2015. https://www.epa.gov/sites/production/files/2017-06/documents/14_dioxane_problem_formulation_and_intial_assessment.pdf
- Agency for Toxic Substances and Disease Registry (ATSDR) Tox FAQs fact sheets. https://www.atsdr.cdc.gov/toxfaqs/tfacts187.pdf
- Water Research Foundation. 2014. "1,4-Dioxane White Paper." http://www.waterrf.org/resources/StateOfTheScienceReports/1,4-Dioxane.pdf
- National Institute for Occupational Safety and Health (NIOSH). "Dioxane - NIOSH Pocket Guide to Chemical Hazards". https://www.cdc.gov/niosh/npg/npgd0237.html

SALUTING OUR MEN AND WOMEN IN UNIFORM

This Memorial Day, the Albertson Water District wishes to honor all of our veterans from all branches of the service. We wish to call attention to the hardships and sacrifices they endured on behalf of our nation, remember their service wherever it might be or might have been, and celebrate their sense of duty in preserving our American way of life. Veterans of America, we salute you!

☆ ☆ ☆

ALBERTSON WATER DISTRICT

Presorted
First Class Mail
U.S. POSTAGE
PAID
PERMIT No. 102
Albertson, NY 11507

P.O. Box 335
Albertson, NY 11507 USA

Telephone: (516) 621-3610
Fax: (516) 626-8042
Business Hours: 8:00 a.m. – 4:00 p.m., Monday – Friday
www.albertsonwater.org

Proudly designed and produced by
Progressive Marketing Group, Inc.
www.pmgstrategic.com

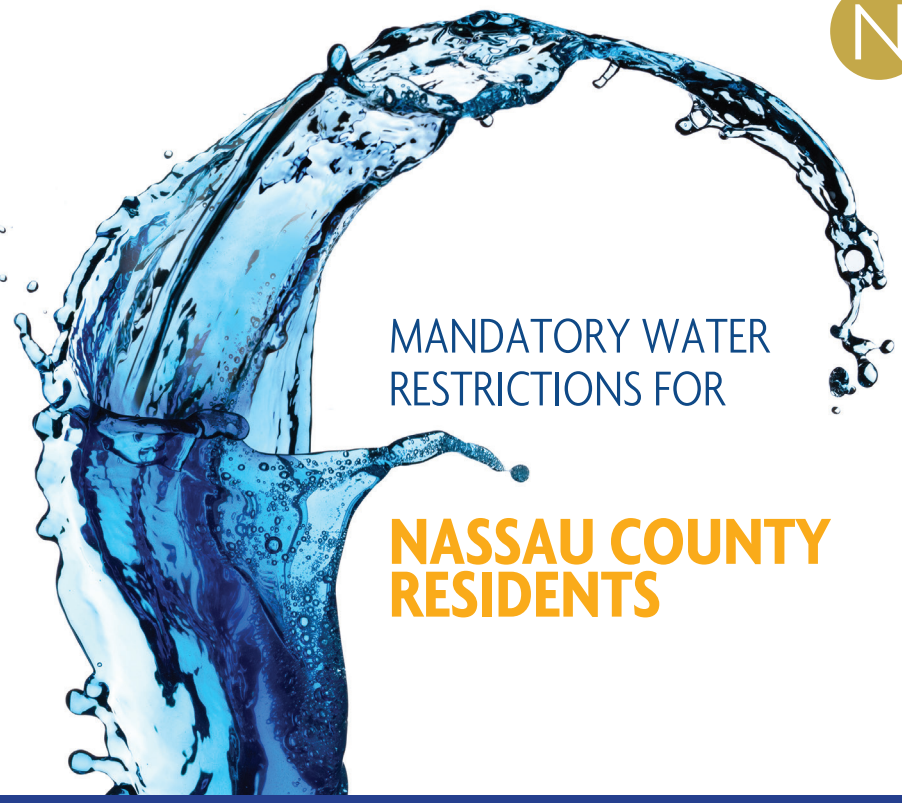

MANDATORY WATER RESTRICTIONS FOR

NASSAU COUNTY RESIDENTS

Nassau County regulates the use of water for irrigation purposes for lawns, trees, plants, shrubs, and vegetation. Rules apply for manually operated hose sprinkling as well as for all automatic, time-controlled sprinkler systems.

1. No watering at all is allowed between 10:00 a.m. and 4:00 P.M.
2. Watering is permitted at other hours under the following conditions:
   - Residents with odd-numbered houses may water only on odd dates.
   - Residents with even house numbers may water only on even dates.
   - Premises without numbered addresses may water only on even dates.
3. Rain sensors are required on all lawn irrigations systems.
4. Hosing of driveways, sidewalks or streets is prohibited.
5. Backflow prevention devices are required and must be installed by a licensed professional plumber and tested annually.